

Scaled data based on original data using
LM-79-08 Approved Method: Electrical and Photometric Measurements of Solid-
State Lighting Products

Test Report Prepared for
Cooper Lighting Solutions
(formerly Eaton)

Brand: McGRAW-EDISON

Report Number: P385471

Luminaire Tested: **GWC-SA1A-730-U-T2**

Issue Date: 3/3/2020

Test Information

Test Method: LM-79-08
Report Number: P385471
TEST IS SCALED FROM IESNA LM-79-08 TEST DATA (G2-1903-205-12)
Test Lab: INNOVATION CENTER
Issue Date: 3/3/2020
Manufacturer: COOPER LIGHTING SOLUTIONS (FORMERLY EATON)
Product Line: MCGRAW-EDISON
Catalog Number: GWC-SA1A-730-U-T2
Description: GALLEON WALL LUMINAIRE
(1) 70 CRI, 3000K, 615mA LIGHTSQUARE WITH 16 LEDS AND TYPE II OPTICS
Light Source: -
Ballast/Driver: ELECTRONIC DRIVER

Summary

Lumens per Lamp: N/A
Luminaire Lumens: 4448 lumens
Efficiency: N/A
Efficacy: 130.8 lumens/watt
Luminous Opening: Rectangular (W 0.5' x L: 0.5' x H: 0')
IES Classification: Type III - Medium
BUG Rating: B1 - U0 - G1

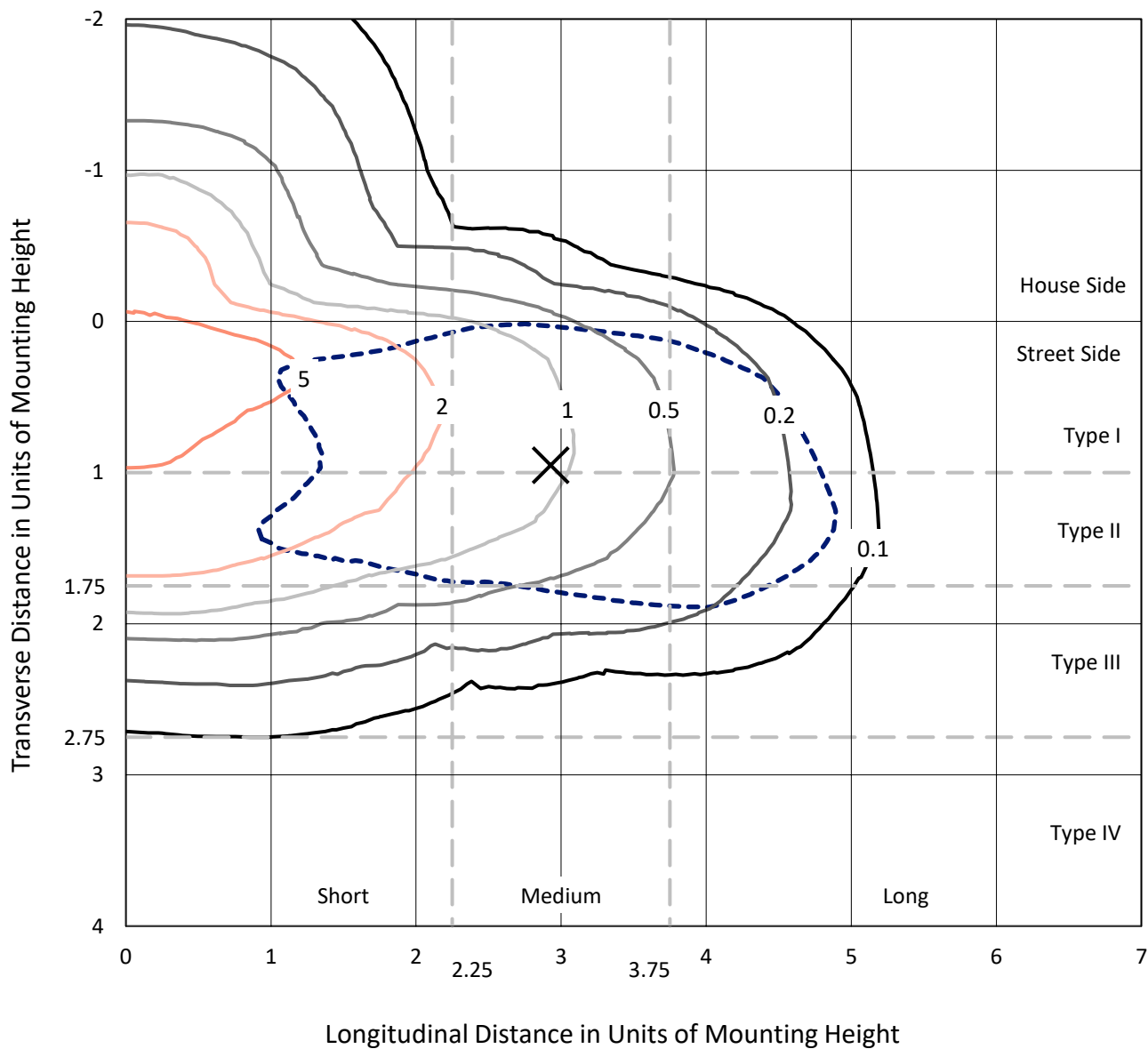
Input Watts (W): 34
Input Voltage (V): NR
Input Current (Ain): NR
Voltage Rise (V): NR
Power Factor: NR
Total Harmonic Distortion (THDi): NR
Frequency (hertz): 60
Stabilization Time: NR
Operation Time: NR
Ambient Temperature (°C): NR
Test Distance: 24 FT



REPORT NUMBER: P385471
 CATALOG NUMBER: GWC-SA1A-730-U-T2

Iso-Footcandle Lines of Horizontal Illumination

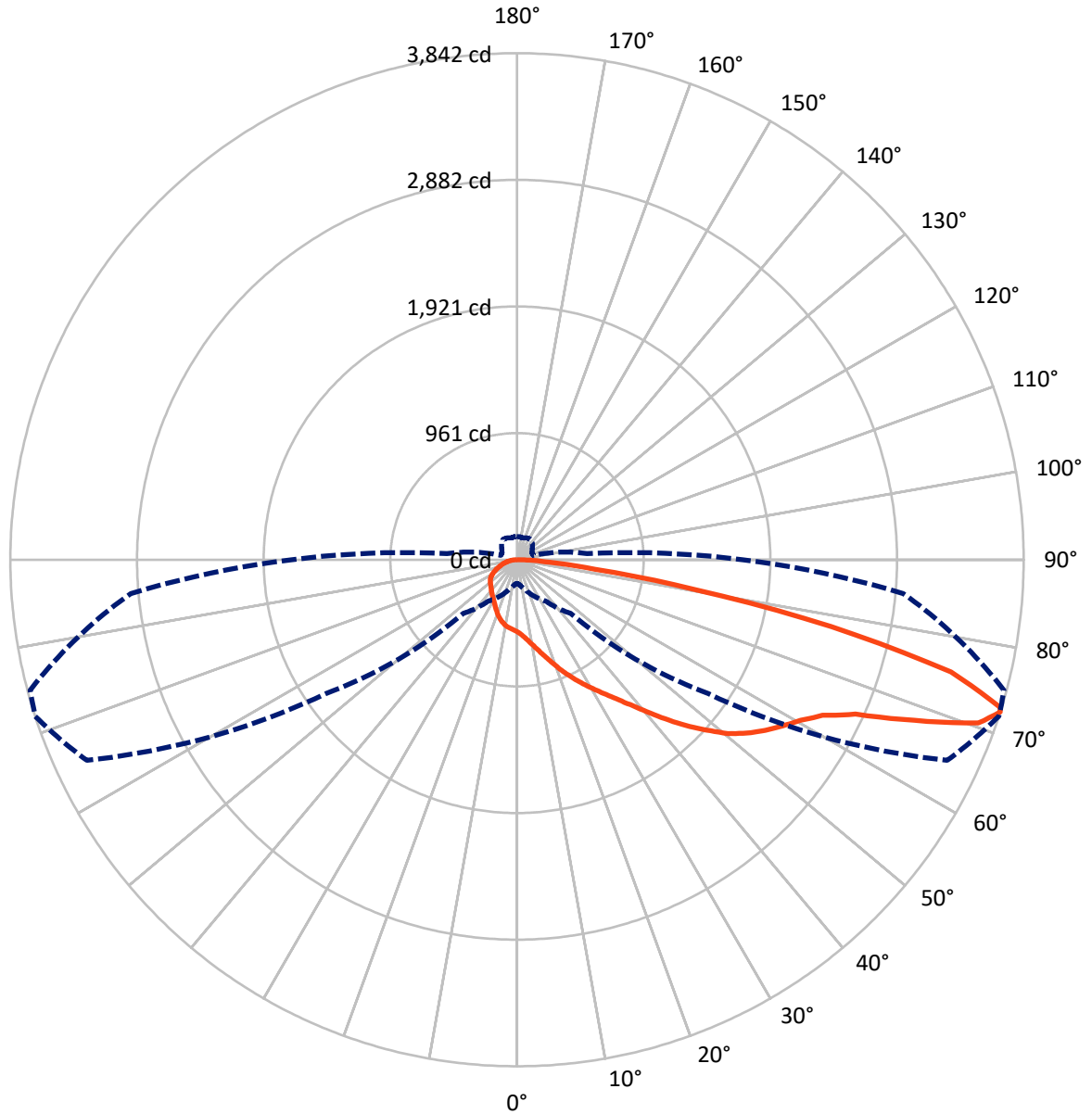
× Max cd
 - - - 1/2 Max cd



Based on 10 foot mounting height. Maximum calculated value = 7.6 fc
 Type III - Medium - N/A

REPORT NUMBER: P385471
CATALOG NUMBER: GWC-SA1A-730-U-T2

Luminous Intensity Polar Plot



— Vertical Plane Through 72-Deg Lateral - - - Horizontal Cone Through 72-Deg Vertical

REPORT NUMBER: P385471

CATALOG NUMBER: GWC-SA1A-730-U-T2

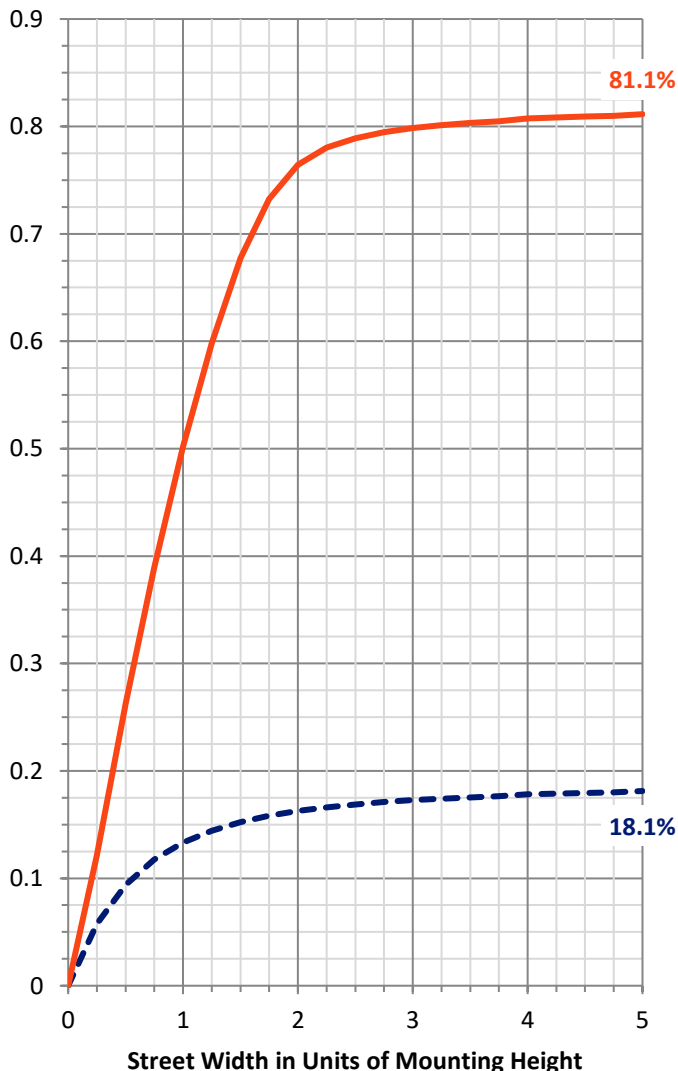
FLUX DISTRIBUTION:

		Downward	Upward	Total
House Side	Lumens	825.1	0.0	825.1
	% Fixture	18.6	0.0	18.6
Street Side	Lumens	3622.9	0.0	3622.9
	% Fixture	81.4	0.0	81.4
Total	Lumens	4448.0	0.0	4448.0
	% Fixture	100.0	0.0	100.0

ZONAL LUMENS:

Zone	Lumens	% Fixture
0°-10°	54.8	1.2
10°-20°	177.2	4.0
20°-30°	310.5	7.0
30°-40°	460.4	10.4
40°-50°	673.3	15.1
50°-60°	926.5	20.8
60°-70°	1031.5	23.2
70°-80°	698.9	15.7
80°-90°	114.9	2.6
90°-100°	0.0	0.0
100°-110°	0.0	0.0
110°-120°	0.0	0.0
120°-130°	0.0	0.0
130°-140°	0.0	0.0
140°-150°	0.0	0.0
150°-160°	0.0	0.0
160°-170°	0.0	0.0
170°-180°	0.0	0.0
0°-90°	4448.0	100.0
0°-180°	4448.0	100.0

Coefficient of Utilization



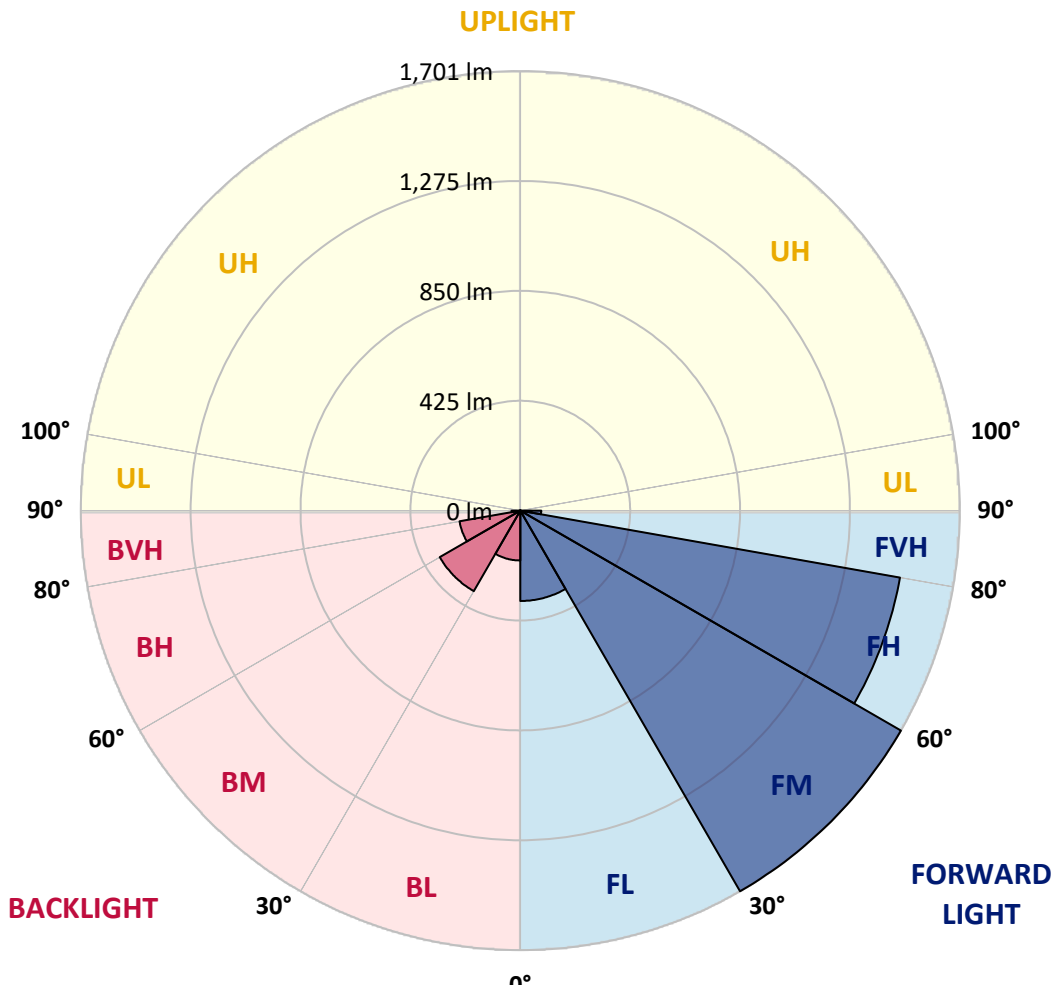
REPORT NUMBER: P385471

CATALOG NUMBER: GWC-SA1A-730-U-T2

LUMINAIRE CLASSIFICATION SYSTEM LUMEN TABLE AND BUG RATING:

Zone	Lumens	% Fixture	Zone Rating/Lumen Limit		
			B	U	G
FL (0°-30°)	349.6	7.9			
FM (30°-60°)	1700.5	38.2			
FH (60°-80°)	1491.7	33.5			G1/1800
FVH (80°-90°)	81.0	1.8			G1/100
BL (0°-30°)	192.9	4.3	B1/500		
BM (30°-60°)	359.7	8.1	B1/1000		
BH (60°-80°)	238.7	5.4	B1/500		G1/500
BVH (80°-90°)	33.8	0.8			G1/100
UL (90°-100°)	0.0	0.0		U0/0	
UH (100°-180°)	0.0	0.0		U0/0	

BUG Rating: B1-U0-G1
 Type III Medium





REPORT NUMBER: P385471
 CATALOG NUMBER: GWC-SA1A-730-U-T2

CANDELA DISTRIBUTION (FULL):

	0°	5°	15°	25°	35°	45°	55°	65°	72°	75°	85°
0°	547.2	547.2	547.2	547.2	547.2	547.2	547.2	547.2	547.2	547.2	547.2
2.5°	604.5	603.6	600.4	600.4	594.2	589.0	579.2	572.6	564.8	562.1	552.9
5°	663.0	663.3	659.3	656.6	647.5	636.5	619.8	604.7	589.5	583.4	564.5
7.5°	712.2	711.6	710.5	708.2	699.8	688.4	665.9	643.4	621.0	611.9	579.4
10°	743.7	745.1	746.0	747.1	743.6	735.4	714.2	686.7	657.5	644.9	597.1
12.5°	759.6	762.1	766.4	773.7	779.6	778.6	763.2	734.1	699.3	683.5	619.4
15°	769.0	772.2	778.9	792.1	808.5	817.8	813.7	787.4	748.6	729.2	646.5
17.5°	774.8	777.4	787.8	805.4	829.8	854.6	865.5	843.4	804.4	782.2	677.6
20°	778.8	780.8	793.8	814.5	846.0	885.5	915.9	910.3	865.8	837.0	710.0
22.5°	787.7	789.4	801.8	822.6	857.5	908.5	964.4	972.7	930.6	897.9	744.8
25°	812.5	812.5	822.9	837.4	870.2	928.4	1005.5	1042.1	996.7	958.7	777.0
27.5°	859.8	859.3	863.2	868.2	893.0	948.6	1042.1	1103.3	1065.3	1023.8	808.2
30°	915.9	918.9	919.4	916.9	928.6	973.9	1075.9	1168.0	1134.4	1089.7	840.2
32.5°	988.0	990.0	987.7	979.6	977.9	1009.7	1109.1	1235.6	1209.2	1158.5	869.5
35°	1079.6	1075.8	1068.6	1052.0	1036.2	1057.7	1147.1	1303.3	1293.1	1241.6	909.7
37.5°	1177.8	1177.9	1169.0	1131.5	1109.8	1118.9	1199.5	1380.1	1394.6	1340.6	961.3
40°	1256.5	1260.6	1266.1	1216.8	1188.6	1201.3	1266.1	1469.1	1514.7	1457.9	1028.6
42.5°	1311.5	1316.2	1331.8	1300.9	1271.6	1295.2	1344.5	1564.0	1649.5	1593.3	1107.3
45°	1369.7	1372.3	1383.3	1370.0	1351.3	1404.4	1432.9	1662.3	1792.1	1737.5	1195.4
47.5°	1430.9	1433.7	1445.0	1436.1	1426.3	1506.4	1525.1	1755.0	1928.7	1896.0	1289.4
50°	1506.6	1508.4	1519.1	1503.1	1506.1	1583.3	1607.5	1840.0	2071.9	2038.5	1383.7
52.5°	1609.8	1610.3	1625.1	1610.6	1596.2	1639.7	1678.4	1920.1	2184.1	2168.4	1478.1
55°	1690.7	1695.6	1744.3	1741.2	1732.9	1690.8	1737.7	1996.4	2284.3	2291.8	1578.3
57.5°	1639.1	1658.2	1756.8	1826.4	1894.1	1818.1	1817.8	2082.3	2377.4	2412.9	1688.4
60°	1435.5	1461.6	1606.9	1761.1	1972.9	2039.6	1984.1	2187.2	2471.4	2533.0	1826.4
62.5°	1025.2	1068.1	1265.1	1511.3	1864.8	2186.3	2322.6	2353.7	2599.3	2672.1	2005.7
65°	518.3	550.7	715.8	1012.5	1489.9	2090.4	2690.5	2718.2	2821.6	2886.2	2281.8
67.5°	314.9	327.1	407.7	563.1	913.4	1628.3	2810.5	3325.7	3251.6	3285.9	2675.6
70°	232.0	241.1	291.3	374.0	525.3	955.5	2442.0	3759.3	3710.6	3706.8	2966.6
72°	180.7	187.3	231.7	302.2	384.1	573.3	1770.0	3599.3	3842.0	3822.7	2939.9
72.5°	171.4	177.2	217.6	284.4	363.0	519.7	1591.4	3491.3	3832.5	3823.8	2905.5
75°	134.9	139.1	161.1	219.9	284.1	294.8	872.1	2705.6	3399.9	3541.2	2613.3
77.5°	111.6	112.3	123.9	160.0	221.5	208.4	428.4	1877.2	2434.5	2590.0	1851.2
80°	91.0	91.7	97.3	112.3	167.6	154.2	203.4	1079.4	1363.1	1364.8	880.3
82.5°	72.4	72.6	78.7	82.1	120.4	110.3	116.6	506.8	595.6	572.9	316.4
85°	51.0	49.9	76.9	67.4	78.7	70.8	64.3	200.6	246.3	235.6	99.1
87.5°	17.0	17.6	34.2	43.6	45.9	40.1	28.6	76.9	93.0	92.2	31.4
90°	0.0	0.0	0.0	0.0	0.0	0.0	0.0	0.0	0.0	0.0	0.0



REPORT NUMBER: P385471
 CATALOG NUMBER: GWC-SA1A-730-U-T2

CANDELA DISTRIBUTION (continued):

	90°	95°	105°	115°	125°	135°	145°	155°	165°	175°	180°
0°	547.2	547.2	547.2	547.2	547.2	547.2	547.2	547.2	547.2	547.2	547.2
2.5°	550.0	545.1	537.9	529.9	523.6	517.2	512.5	510.0	507.2	504.9	507.7
5°	555.8	546.6	531.3	516.3	505.3	495.5	488.4	484.7	481.4	479.1	479.4
7.5°	565.3	550.4	524.7	502.8	487.5	476.9	469.7	467.3	465.1	464.5	465.3
10°	575.4	553.5	516.0	486.9	469.4	460.7	457.5	459.2	460.7	462.1	463.6
12.5°	586.9	556.3	503.3	468.2	453.3	450.0	453.2	460.5	465.9	469.1	471.1
15°	601.9	558.7	488.6	449.5	439.6	443.4	454.3	467.0	476.3	482.3	483.2
17.5°	615.7	558.6	469.7	430.7	428.4	439.6	455.9	473.9	486.4	494.8	496.5
20°	629.9	554.4	447.8	412.3	417.0	435.4	456.7	478.3	493.5	503.3	505.6
22.5°	643.2	547.2	423.8	395.6	407.5	429.9	453.8	475.7	490.9	498.8	501.3
25°	652.3	534.7	399.4	381.5	399.1	423.2	444.3	461.9	473.2	477.2	477.8
27.5°	656.9	518.3	376.5	369.3	390.4	412.1	426.7	435.4	438.6	438.3	437.7
30°	657.5	496.7	356.7	359.3	380.3	395.9	402.8	401.1	397.0	389.9	390.5
32.5°	655.5	472.3	340.2	349.8	367.4	376.1	376.5	368.3	357.3	346.1	343.1
35°	656.1	448.4	325.6	339.1	351.8	355.6	352.1	340.2	325.1	310.7	307.7
37.5°	662.9	427.6	313.0	326.7	334.5	335.4	330.4	317.8	306.8	292.7	291.5
40°	678.9	412.8	301.1	312.7	317.2	317.6	310.4	301.6	302.5	295.0	294.8
42.5°	707.9	406.3	290.5	298.2	300.9	301.9	296.4	290.7	298.7	293.7	292.1
45°	745.2	407.8	281.7	283.9	289.0	293.3	289.9	283.0	286.1	264.8	257.8
47.5°	788.4	417.7	274.6	271.7	280.4	288.5	283.3	272.9	262.0	240.9	236.9
50°	839.0	432.8	268.2	259.6	271.1	282.1	276.9	262.0	245.7	235.4	234.0
52.5°	891.7	451.3	261.7	246.3	259.3	277.2	274.6	259.6	239.4	229.3	227.4
55°	951.4	470.0	253.6	230.8	246.6	274.9	273.5	250.7	234.6	229.0	227.6
57.5°	1025.7	491.3	242.9	214.7	234.6	266.6	262.4	245.4	229.7	225.4	225.0
60°	1122.5	522.7	227.4	197.6	220.1	253.9	253.0	237.5	221.9	218.9	218.2
62.5°	1267.7	574.6	206.1	180.4	203.8	232.3	240.8	227.0	213.7	213.5	213.8
65°	1492.8	652.7	183.0	165.4	187.5	214.1	226.5	216.1	205.2	208.3	208.7
67.5°	1753.8	717.5	160.4	150.7	170.8	196.8	213.7	205.2	194.0	202.0	202.2
70°	1840.6	659.6	140.4	136.2	153.5	180.1	199.7	193.3	181.9	189.9	189.1
72°	1712.9	532.5	127.6	125.1	140.4	166.3	187.3	182.1	170.9	176.3	174.3
72.5°	1672.6	507.7	124.4	122.4	136.9	162.8	184.1	179.3	168.2	172.8	170.9
75°	1492.0	440.9	106.9	107.4	119.5	145.6	166.0	164.5	153.0	153.5	152.8
77.5°	1082.2	323.3	90.1	93.1	101.7	128.0	147.8	146.9	134.3	132.0	131.6
80°	502.2	164.9	73.4	74.7	83.6	107.1	126.0	124.8	114.7	111.8	110.1
82.5°	172.0	78.4	55.1	56.1	64.8	86.2	109.4	108.6	100.2	94.5	91.0
85°	61.4	39.1	38.6	37.7	46.3	67.8	95.3	91.1	78.7	67.1	66.8
87.5°	19.9	16.7	19.9	19.8	27.0	45.9	69.2	59.0	57.1	47.5	46.6
90°	0.0	0.0	0.0	0.0	0.0	0.0	0.0	0.0	0.0	0.0	0.0

Signify Classified - Internal
Cooper Lighting Solutions Photometric Lab
1121 Highway 74 South
Peachtree City, GA 30269

Scaled Data Report



Report Generated By 670245982

Signify Classified - Internal
Cooper Lighting Solutions Photometric Lab
1121 Highway 74 South
Peachtree City, GA 30269

Scaled Data Report



Signify Classified - Internal
Cooper Lighting Solutions Photometric Lab
1121 Highway 74 South
Peachtree City, GA 30269

Scaled Data Report



Signify Classified - Internal
Cooper Lighting Solutions Photometric Lab
1121 Highway 74 South
Peachtree City, GA 30269

Scaled Data Report





--- HS — SS

Signify Classified - Internal
Cooper Lighting Solutions Photometric Lab
1121 Highway 74 South
Peachtree City, GA 30269

Scaled Data Report



u

Signify Classified - Internal
Cooper Lighting Solutions Photometric Lab
1121 Highway 74 South
Peachtree City, GA 30269

Scaled Data Report



Signify Classified - Internal
Cooper Lighting Solutions Photometric Lab
1121 Highway 74 South
Peachtree City, GA 30269

Scaled Data Report



(END OF REPORT)